

INVICTUS GAMES

SYDNEY 2018

FOR OUR WOUNDED WARRIORS

PRESENTED BY



PLANNING YOUR VISIT TO QUAYCENTRE

Olympic Boulevard, Sydney Olympic Park NSW 2127



SITTING VOLLEYBALL

Like traditional volleyball, competitors in this team sport hit the ball over the net with the objective of landing it in the opposing team's half of the court. Points are awarded to the team that wins the rally. Players must have at least one buttock in contact with the floor whenever they make contact with the ball.

Monday 22 October	Pool Play 3	4.30pm – 8.30pm
Tuesday 23 October	Semi Finals	2.00pm – 4.00pm
	Finals	5.30pm – 9.00pm



WHEELCHAIR BASKETBALL

Players move around the court by passing or dribbling the ball and the objective is to score a basket by throwing the ball into the net. Men and women compete together in mixed teams and the team with the most points at the end of the game wins.

The number of players on the court, scoring, ball, size of the court and the height of the hoops is the same as traditional basketball. A key difference is that competitors must throw or bounce the ball after every two pushes of the wheels on the chair, otherwise they will be penalised for travelling.

Friday 26 October	Pool Play 1	9.00am – 10.40am
	Pool Play 2	1.00pm – 2.40pm
	Pool Play 3	5.00pm – 7.35pm
Saturday 27 October	Semi Finals	9.30am – 11.40am
	Medal Finals	1.00pm – 3.40pm

Quaycentre is a leading venue for regional, national and international sport and a venue for an almost unlimited variety of entertainment, corporate, community and leisure activities. Quaycentre is home to the NSW Swifts and NSW Giants in Suncorp Super Netball.



INDOOR ROWING

A sport of endurance, power and speed, indoor rowing uses a rowing machine to simulate the action of traditional on-water rowing.

Monday 22 October	9.00am – 1.30pm
--------------------------	-----------------



WHEELCHAIR RUGBY

A team sport played by competitors in wheelchairs. The objective is to score the most goals by carrying, dribbling or passing the ball towards the opponent's end. Contact between wheelchairs is allowed and happens often as players attempt to stop their opponents and take control of the ball.

Wednesday 24 October	Pool Play 1	9.00am – 12.10pm
	Pool Play 2	1.15pm – 4.30pm
	Pool Play 3	5.30pm – 8.40pm
Thursday 25 October	Semi Finals	2.30pm – 4.10pm
	Medal Finals & Celebrity Match	5.30pm – 9.00pm

Visit invictusgames2018.org for up to date session times

The session times are based on current knowledge of the anticipated competitor entries and are subject to change.

ACCESS AND INCLUSION

Accessible seating is available within all venues. If you have accessibility requirements, please advise Ticketek when you purchase your tickets or prior to competition day. Visit the Sydney Olympic Park website for information to help you plan your visit.

Hearing loop is available at this venue.

This guide contains everything you need to make the most of your Invictus Games Sydney 2018 experience. Please arrive early and read the information provided within this guide. Live updates will be available at invictusgames2018.org.

GETTING HERE

Plan your trip

Public transport is the best way to get to and from Invictus Games Sydney 2018 events. For events at Sydney Olympic Park, plenty of extra trains will run between the City and Sydney Olympic Park. Ensure you allow plenty of time for travel and entry. Don't forget you will need an Opal card to travel. Find more details on all the transport options, visit transportnsw.info.

Parking There is limited parking available at Sydney Olympic Park. Parking starts at \$5 an hour up to a maximum of \$25 per day. If you decide to drive, we encourage you to pre-book a car space through the Sydney Olympic Park [website](#).

Sydney Olympic Park has nearly 400 accessible and mobility car spaces, all within a short distance of each of our venues. To guarantee a space, please pre-book through the Sydney Olympic Park [website](#).

Parking restrictions and road closures will be in force during competition.

GETTING AROUND

Walking distance from Sydney Olympic Park Train Station	Venue
Sydney Olympic Park Aquatic Centre (Swimming)	5-10 minutes
Sydney Olympic Park Athletics Centre (Athletics)	7-12 minutes
Sydney Olympic Park Tennis Centre (Wheelchair Tennis)	15-20 minutes
Quaycentre (Indoor Rowing, Sitting Volleyball, Wheelchair Basketball, Wheelchair Rugby and access to Archery field.)	10-15 minutes
Genea Netball Centre (Powerlifting, Sitting Volleyball)	10-15 minutes
Qudos Bank Arena (Closing Ceremony)	7-12 minutes

Entry gates will open 60 minutes prior to competition for the first session of the day and 30 minutes prior to each competition session thereafter, with the exception of Wheelchair Basketball on Friday 26th October when doors will open 60 mins prior to each session.

DURING YOUR VISIT

Avoid bags All bags must pass through the security screening. To ensure a speedy entry into the venue, avoid carrying bags. If necessary, bring a small bag that will fit comfortably under your seat.

Be a good sport We want you to capture your experience and we encourage you to share your photos and tag #IG2018 #GameOnDownUnder.

Cloakroom There are no cloakroom facilities available at any competition venue.

Filming and photography Must be for personal, non-commercial purposes only. For the safety of competitors, flash photography and live filming is restricted. Share your photos and tag #IG2018 #GameOnDownUnder.

Make a day of it Allow plenty of time to enjoy the atmosphere of Invictus Games Sydney 2018. Don't miss out on the activities taking place around the Sydney Olympic Park precinct during the week of competition.

**GAME
ON
UNDER
DOWN**

Take us with you! Please visit invictusgames2018.org to stay up-to-date with all the latest info. Familiarise yourself with the venue maps and services available and look out for Invictus Games Sydney 2018 team members, who will be pleased to help with directions or provide information.

WHERE CAN I FIND?

Please refer to the venue map (page 4) for further information and the exact location of the venue amenities.

ATM - There is an ATM located in the Hall of Champions in the Quaycentre.

Assistance Dog Services - Next to Stroller Storage at the top of the ramp on the shared entry concourse servicing the Quaycentre, Sydney Olympic Park Hockey Centre and Genea Netball Centre.

First Aid - Level 3 Concourse at the adjacent Sydney Olympic Park Hockey Centre. Roaming first aid services will also be available.

Food and Beverages - There are four concessions located within the venue. Additional food and beverage will be available in the Activation Zone between 8am and 6pm daily however this should be consumed prior to entry to the Quaycentre Centre.

Meeting Point - Next to Stroller Storage.

Merchandise - In the Activation Zone outside Quaycentre.

Parent Room - On the Spectator Concourse.

Restrooms - Male, female and accessible restrooms are located on the entry level behind the spectator seating.

Stroller Storage - Next to the Ticket Resolution office.

Ticket Resolution - Ticket Office located on Level 3 external concourse at the adjacent Quaycentre.

Share your photos
tag #IG2018
#GameOnDownUnder

Have a question
or need assistance?
Ask our Invictus Games
Sydney 2018 team
members who'll be
happy to help.

AT THE VENUE

Doors will open 60 minutes prior to competition for the first session of the day and 30 minutes prior to each competition session thereafter with the exception of Wheelchair Basketball on Friday 26th October when doors will open 60 mins prior to each session.

Arrive early so you don't miss the action!

Seating Located on entry level.

Seating All Invictus Games Sydney 2018 competition venues are general admission seating.

Security screening Tickets will be scanned and all spectators must pass through security screening to access the venue.

Pass Outs Remember to keep your ticket you with at all times as no pass-outs will be issued at the Quaycentre.

Non-smoking All competition venues are non-smoking.

Prams and strollers These are not permitted in the seating area and must be stored at the Stroller Storage at the entry point to the venue.

Restricted items Professional cameras, selfie-sticks, whistles, air horns, vuvuzelas or similar and large umbrellas cannot be brought into the venue. View the full Venue [Entry Conditions and Prohibited & Restricted Items](#) before you leave home.


Security screening Tickets will be scanned and all spectators must pass through security screening to access the venue.

Water bottles Commercially sealed plastic water bottles up to 600ml per person are permitted. Transparent plastic re-usable bottles must enter the venue empty. Aluminium and glass water bottles are not permitted.


















For further venue information, visit www.quaycentre.com.au

SHOW YOUR SUPPORT

Bring your energy, cheer loudly and support all of our competitors. We want you to capture your experience and share your photos #IG2018 #GameOnDownUnder



Quaycentre

- | | | |
|---|--|--|
|  Entry/Exit |  Ticket Resolution Desk |  Medical |
|  Meeting point |  Merchandise |  Stroller Storage |
|  Accessible Entry and Route |  Food/Beverage |  ATM |
|  Accessible Seating |  Activation Areas | |
|  Spectator Entry and Route |  Quiet Place | |
|  Spectator Seating |  Restrooms and Parent rooms | |
|  Accredited Entry (Level 2) Bottom level |  Hearing loops available | |



NORTH