

INVICTUS GAMES

SYDNEY 2018

FOR OUR WOUNDED WARRIORS

PRESENTED BY



PLANNING YOUR VISIT TO SYDNEY OLYMPIC PARK HOCKEY CENTRE

Access venue via Quaycentre, Olympic Boulevard, Sydney Olympic Park NSW 2127



ARCHERY

The precision and skill of competitors, combined with the exacting standards of the competition, makes archery a compelling Games sport.

The aim is to shoot arrows as close to the centre of a target as possible with the key objective being to hit the centre of the target. Archery is a test of accuracy, concentration and strength.

Archery is open to all competitors and will feature separate men's and women's competitions for three individual events and a mixed team competition across three events.

Venue for Hockey at the Sydney 2000 Olympic Games where the Kookaburras (Australian Men's Hockey Team) won a bronze medal, and the Hockeyroos (Australian Women's Hockey Team) won their third consecutive gold medal. The Hockey Centre was also the venue for the Sydney 2000 Paralympic Games football competition

Thursday 25 October	Session 1	Qualification	9.00am – 1.00pm
	Session 2	Elimination	2.00pm – 5.45pm
Friday 26 October		Finals	9.00am – 4.40pm

Visit invictusgames2018.org for up to date session times

The session times are based on current knowledge of the anticipated competitor entries and are subject to change.





This guide contains everything you need to make the most of your Invictus Games Sydney 2018 experience. Please arrive early and read the information provided within this guide. Live updates will be available at invictusgames2018.org.



ACCESS AND INCLUSION

Accessible seating is available within all venues. If you have accessibility requirements, please advise Ticketek when you purchase your tickets or prior to competition day. Visit the Sydney Olympic Park website for information to help you plan your visit.

GETTING HERE

Plan your trip

Public transport is the best way to get to and from Invictus Games Sydney 2018 events. For events at Sydney Olympic Park, plenty of extra trains will run between the City and Sydney Olympic Park. Ensure you allow plenty of time for travel and entry. Don't forget you will need an Opal card to travel. Find more details on all the transport options, visit transportnsw.info.

Parking There is limited parking available at Sydney Olympic Park. Parking starts at \$5 an hour up to a maximum of \$25 per day. If you decide to drive, we encourage you to pre-book a car space through the Sydney Olympic Park [website](#).

Sydney Olympic Park has nearly 400 accessible and mobility car spaces, all within a short distance of each of our venues. To guarantee a space, please pre-book through the Sydney Olympic Park [website](#).

Parking restrictions and road closures will be in force during competition.

Doors open 30 minutes prior to each session.

GETTING AROUND

Walking distance from Sydney Olympic Park Train Station	Venue
Sydney Olympic Park Aquatic Centre (Swimming)	5-10 minutes
Sydney Olympic Park Athletics Centre (Athletics)	7-12 minutes
Sydney Olympic Park Tennis Centre (Wheelchair Tennis)	15-20 minutes
Quaycentre (Indoor Rowing, Sitting Volleyball, Wheelchair Basketball, Wheelchair Rugby and access to Archery field.)	10-15 minutes
Genea Netball Centre (Powerlifting, Sitting Volleyball)	10-15 minutes
Qudos Bank Arena (Closing Ceremony)	7-12 minutes

DURING YOUR VISIT

Avoid bags All bags must pass through the security screening. To ensure a speedy entry into the venue, avoid carrying bags. If necessary, bring a small bag that will fit comfortably under your seat.

Be a good sport We want you to capture your experience and we encourage you to share your photos and tag #IG2018 #GameOnDownUnder.

Cloakroom There are no cloakroom facilities available at any competition venue.

Filming and photography Must be for personal, non-commercial purposes only. For the safety of competitors, flash photography and live filming is restricted. Share your photos and tag #IG2018 #GameOnDownUnder.

Make a day of it Allow plenty of time to enjoy the atmosphere of Invictus Games Sydney 2018. Don't miss out on the activities taking place around the Sydney Olympic Park precinct during the week of competition.



Take us with you! Please visit invictusgames2018.org to stay up-to-date with all the latest info. Familiarise yourself with the venue maps and services available and look out for Invictus Games Sydney 2018 team members, who will be pleased to help with directions or provide information.



WHERE CAN I FIND?

Please refer to the venue map (page 4) for further information and the exact location of the venue amenities.

ATM - Upon entry into the Hall of Champions.

Assistance Dog Services - Next to Stroller Storage at the top of the ramp of the shared entry concourse servicing the Hockey Centre, Quaycentre and the Genea Netball Centre.

First Aid - Level 3 Concourse adjacent to spectator seating during competition times.

Food and Beverage - One outlet within the venue and additional services in the Activation Zone between 8am and 6pm daily. However food and beverages should be consumed prior to entry to the Hockey Centre.

Meeting Point - Next to Stroller Storage.

Merchandise - In the Activation Zone outside Quaycentre.

Parent Room - Near Competition Area entry point.

Restrooms - Male and female restrooms are located throughout the venue, including accessible restrooms.

Stroller Storage - Near entry point.

Ticket Resolution Office - Within Ticket Office on Level 3 concourse at Quaycentre.

Share your photos
tag #IG2018
#GameOnDownUnder

Have a question
or need assistance?
Ask our Invictus Games
Sydney 2018 team
members who'll be
happy to help.

AT THE VENUE

Doors open 30 minutes prior to each session.

Arrive early so you don't miss the action!

Seating Located on the entry level of the venue, after the Hall of Champions.

Seating All Invictus Games Sydney 2018 competition venues are general admission seating.

Security screening Tickets will be scanned and all spectators must pass through security screening to access the venue.

Pass Outs Remember to keep your ticket you with at all times as the Sydney Olympic Park Hockey Centre is a non-pass-out venue

Non-smoking All competition venues are non-smoking.

Prams and strollers These are not permitted in the seating area and must be stored at the Stroller Storage at the entry point to the venue.

Restricted items Professional cameras, selfie-sticks, whistles, air horns, vuvuzelas or similar and large umbrellas cannot be brought into the venue. View the full Venue [Entry Conditions and Prohibited & Restricted Items](#) before you leave home.


Security screening Tickets will be scanned and all spectators must pass through security screening to access the venue.

Water bottles Commercially sealed plastic water bottles up to 600ml per person are permitted. Transparent plastic re-usable bottles must enter the venue empty. Aluminium and glass water bottles are not permitted.



















For further venue information visit
<https://www.hockeycentre.com.au/>

SHOW YOUR SUPPORT

Bring your energy, cheer loudly and support all of our competitors. We want you to capture your experience and share your photos #IG2018 #GameOnDownUnder



Archery Range (Hockey Pitch 2) - Entrance via Quaycentre

-  Entry/Exit
-  Meeting point
-  Accessible Entry and Route
-  Accessible Seating
-  Spectator Entry and Route
-  Spectator Seating
-  Spectator Dining Area
-  Ticket Resolution Desk
-  Merchandise
-  Food/Beverage
-  Activation Areas
-  Quiet Place
-  Restrooms and Parent rooms
-  Hearing loops available
-  Medical
-  Stroller Storage
-  ATM
-  Accredited Entry

